

Harrison County School District (District 2400)

Henry Arledge, Superintendent
 harledge@harrison.k12.ms.us
 11072 Highway 49
 Gulfport, MS 39503

— DISTRICT PROFILE —

Section Source: MDE/SY 2007-2008

Student Data — Demographics

	This District	Mississippi
Total Enrollment	13,083	493,302
Free and Reduced Lunch	57.32%	66.31%
Average Daily Attendance	95.02%	96.40%

Student Data — Racial Makeup

Race	This District	Mississippi
Asian	3.04%	0.87%
Black	26.39%	50.61%
Hispanic	2.59%	1.92%
Native American	0.36%	0.20%
White	67.61%	46.40%

Student Data — Special Education

IEP Students as a Percentage of All Students	9.80%
Actual Number of IEP Students	1,282

* IEP = Individualized Education Program

School District Staff

	This District	Mississippi
Number of Employees (FTE) ^{1 2}	1,673.45	70,600.12
Number of Teachers (FTE) ^{1 2}	764.14	33,972.78
National Board Certified Teachers	45	2,931
Highly Qualified Teachers	95.5%	94.1%
Emergency/Provisional Teachers	2.9%	3.8%
Number of Special Education Teachers (FTE) ^{1 2}	Not Available	
Highly Qualified Special Education Teachers	75.4%	72.5%
Emergency Special Education Teachers	10.2%	10.1%

¹FTE = Full Time Equivalent

²Data from SY 2008-2009

— ACADEMIC ACHIEVEMENT —

Section Source: MDE

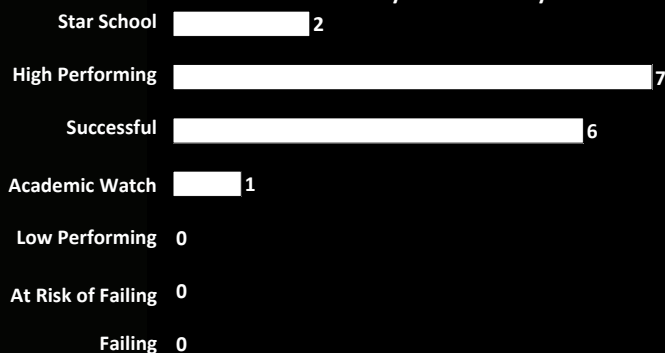
2009 State Accountability Label²

—Successful—

2009-2010 Accreditation Status²

—Accredited—

Number of Schools by Accountability Label



Graduation and Completion Data (First Time 9th Graders in 04-05)

	All Students	IEP Students	Mississippi
Graduation Rate	64.8%	55.1%	72.0%
Completion Rate (w/ graduates)	77.9%	74.3%	80.1%
Dropout Rate	17.0%	23.9%	16.0%
Occupational Diplomas	NR	NR	454
Certificates of Attendance	36.94	36.94	1,072

ACT Information (2007-2008)

	This District	Mississippi
Graduates Taking ACT (estimated)	67.16%	94.37%
Average ACT Score	19.6	18.9

* ACT = American College Test

Expulsions & Out of School Suspensions > 10 Days (2007-2008)

	This District	Mississippi
IEP Students	0.28%	0.84%
All Non-IEP Students	2.17%	3.77%

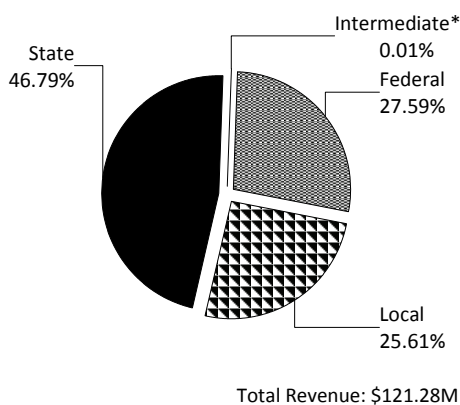
* NR = Less Than 10 Students or No Results Reported

² Data from SY 2008-2009

— FINANCIAL DATA —

Section Source: MDE/SY 2007-2008

Revenue Sources



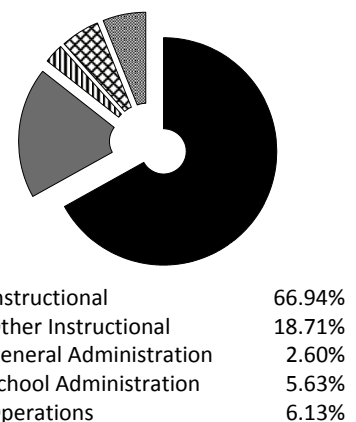
Millage and Assessed Valuation

	This District	Mississippi
Operational Millage Rate	35.17	42.73
Debt Service Millage Rate	4.48	4.09
Net Ad Valorem Requested	\$18,572,677	
Assessed Valuation	\$635,471,261	

Estimated Per Pupil Expenditures

	This District	Mississippi
Local	\$2,060	\$2,476
State	\$3,764	\$4,827
Federal	\$2,219	\$1,431
Intermediate ³	\$1	\$3
Total	\$8,044	\$8,737

Actual Expenditures



For more information on how to get involved in the Harrison County School District, or to obtain a free hard copy of this report, please call (228) 539-6500 or visit any Harrison County School District School or District Office. To view this report online, or to find out more, visit www.msreportcard.com.

³Intermediate funds are grants from an intermediate source which can be used for any legal purpose desired by the LEA